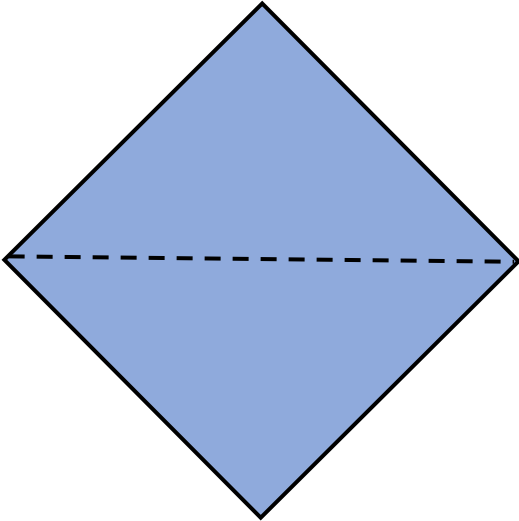
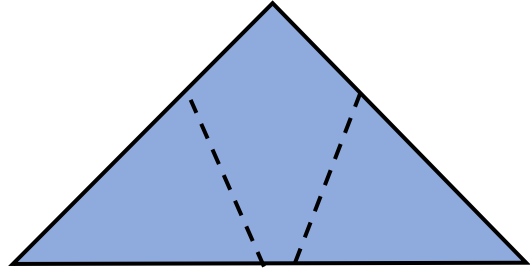


# Origami Flower and Stem Directions

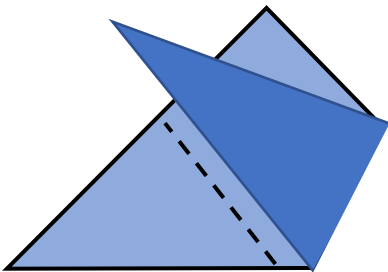
**1** Make fold on dotted lines.




**2** Fold on diagonal lines toward center.



**3** Fold on dotted line.

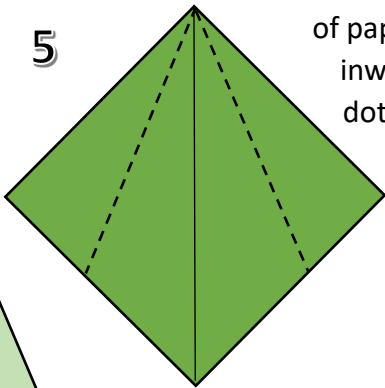


**4** Finished flower.



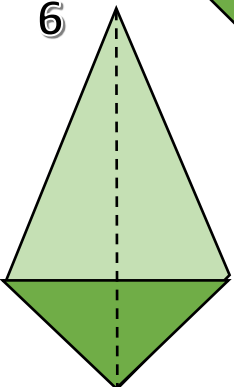
**5**

Take a new piece of paper and fold inward along dotted lines.



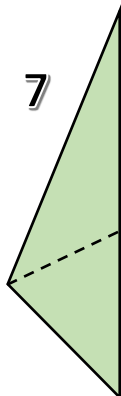
**6**

Fold in half along dotted line.



**7**

Fold upwards along dotted line.



**8**

Insert stem into bottom of finished flower.

